

1. Center of top breaking headlines and current events related to Department of Education.
2. Offers free K-12 Materials you can use and share.

English

Learner's Material

Unit 3

This book was collaboratively developed and reviewed by educators from public and private schools, colleges, and/or universities. We encourage teachers and other education stakeholders to email their feedback, comments, and recommendations to the Department of Education at action@deped.gov.ph.

We value your feedback and recommendations.

**Department of Education
Republic of the Philippines**

**English – Grade 4
Learner’s Material
First Edition 2015**

Republic Act 8293, section 176 states that: No copyright shall subsist in any work of the Government of the Philippines. However, prior approval of the government agency or office wherein the work is created shall be necessary for exploitation of such work for profit. Such agency or office may, among other things, impose as a condition the payment of royalties.

Borrowed materials (i.e., songs, stories, poems, pictures, photos, brand names, trademarks, etc.) included in this book are owned by their respective copyright holders. DepEd is represented by the Filipinas Copyright Licensing Society (FILCOLS), Inc. in seeking permission to use these materials from their respective copyright owners. All means have been exhausted in seeking permission to use these materials. The publisher and authors do not represent nor claim ownership over them.

Only institution and companies which have entered an agreement with FILCOLS and only within the agreed framework may copy from this Teacher’s Guide. Those who have not entered the agreement with FILCOLS must, if they wish to copy, contact the publishers and authors directly.

Authors and publishers may email or contact FILCOLS at filcols@gmail.com or (02) 439-2204, respectively.

Published by the Department of Education
Secretary: Br. Armin A. Luistro FSC
Undersecretary: Dina S. Ocampo, PhD

Development Team of the Learner’s Material

Consultants and Editors:

Felicitas Pado, PhD	Ofelia Flojo, PhD
Nemah Hermosa, PhD	Perla Cuanzon, PhD
Rosalina J. Villaneza, PhD	

Authors:

Grace U. Rabelas	Gretel Laura M. Cadiong	Jennalyn S. Datuin
Victoria D. Mangaser	Valeria Fides G. Corteza	Evelyn F. Importante
Lilibeth A. Magtang	Ma. Rita Teresa V. Riñosa	Mary Jane T. Ganggangan
Rose Ann B. Pamintuan	Rosalina B. Mejorada	Michelle L. Mercado

Graphic Artist: Mr. Reynaldo A. Simple and Jason O. Villanueva

Layout Artists:

Camille Francesca Mondejar	Ezekiel Quijano
Cheradee B. Lumitap	Matthew Daniel V. Leysa
Jerby S. Mariano	

**Printed in the Philippines by Vibal Group, Inc.
Department of Education-Instructional Materials Council Secretariat (DepEd-IMCS)**

Office Address: 5th Floor Mabini Building, DepEd Complex
Meralco Avenue, Pasig City
Philippines 1600

Telefax: (02) 634-1054 or 634-1072

E-mail Address: imcsetd@yahoo.com

To you Dear Learners,

This learner's material will help you express your ideas, thoughts, and feelings about yourself, family, friends, your home, school, and community.

This will also help you read with comprehension and apply critical thinking and reasoning skills. You will also learn how to write in different forms.

You will love to do and talk about many things at home, in school, and even in your community using what you learned from this learner's material.

Please do not write anything on this book as this will be used next school year by pupils like you. Use either your paper or test notebook to answer the different activities.

Have FUN learning!

The Authors

Quarter 3: Special People, Places, and Days

Week 1: Heroes Are around Us	
Kabang, a True Hero	225
Fetch	230
Week 2: Let's Travel	
The Moth and Flame	235
Travel Time	238
Week 3: Who's Who?	
Who Is Randy Halasan?	245
Week 4: Our Culture, Our Pride	
Our Family Customs and Traditions.....	252
Eduardo's Dream	258
A Wonderful Book	263
Dictionary	265
Week 5: Dish Talks	266
A Day in the Market	270
Riddle	273
Week 6: A Place to Remember	
A Trip to Vigan City	281
The Carabao and the Cow	285
Which Do You Like Better?	287
Philippine Heroes	288
The City and the Barrio	289
Week 7: Holidays and Festivals	
The Index and the Index	303
Week 8: It's Christmas Time Again!	
Christmas Vacation	306
Week 9: A Special Day	
Mangunguna Festival	316

Quarter 3

Special People, Places, and Days (Heroes and their Heroism)



Week 1 - Heroes Are around Us



Think and Tell

“A dog is man’s best friend.”

1. Do you have a pet dog?
2. What is your dog’s name?
3. What characteristic of your dog do you like best?
4. What does your dog love to do?
5. Where does he/she love to stay?

Write your answer to each question in the graphic organizer below.

Characteristic of my dog that I like best:

He likes to:

He likes to stay:

Name of my dog:

My Pet Dog



Read and Learn

Read the poem.

Kabang, a True Hero

Lilibeth A. Magtang

By the roadside, Kabang lay
Counting men, one... two... three...
Counting wheels, oh, too many
Catching sight of you and me.

“Aw, aw” she barked to two little girls
Passing her by, both smiled sweetly
When out of nowhere came screeching
A speeding vehicle was approaching.

Fearless Kabang flew just as fast
Bumped the motorcycle in just a snap
Caught in the spokes, she lost her snout
And a wrecked face that’s what she got.

Badly hurt, Kabang hid for days
Leaving us awed, daunted, and impressed
A hero she is, standing in our midst
A true hero, so valiant, bold, and brave.



Talk about It

Fill in the blanks with correct answers.

1. The poem has _____ stanzas.
2. Each stanza has _____ lines.
3. The rhyming words in the first stanza are _____ and _____.
4. The rhyme scheme in the first stanza is _____.
5. In second stanza, the rhyming words are _____ and _____.



Find Out and Learn

Pick out the adjective in each sentence. Write your answer on your paper.






1. I know many heroes.
2. They are selfless.
3. They save people.
4. The blue whale is a hero of the sea.
5. I have read about twenty-four animals regarded as heroes.



Try and Learn




Exercise 1

Which adjective best describes the picture? Write your answer in a separate sheet of paper.

1 	sharp long thick
2 	cold hot smooth
3 	good funny angry
4 	fast happy slow
5 	hot fast colorful

Exercise 2

Unscramble the words to form a sentence. Write the sentence in your notebook.

	balloons are There three.
	yellow ripe A is banana.
	carabao It a big is.



Write about It

Look closely at the picture. Write a three-to-five sentence paragraph with adjectives to describe what you see in the picture.





Remember

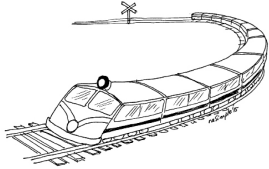
- ✓ Adjectives are words that describe nouns or pronouns.
- ✓ They tell about the kind, color, or number of a noun or pronoun.

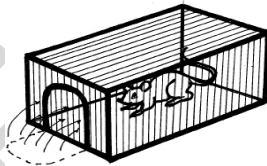


Learn Some More

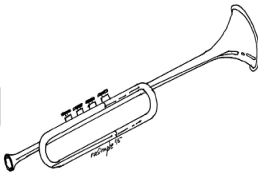
Read the words in the box. Use them to name each picture:

truck	trap	track	trip	trumpet
train	troop	trolley	treat	trick







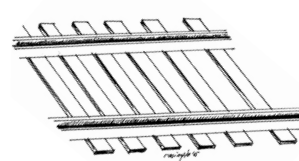














Read and Learn

What good things did the pet dog do for the old man? Listen to the story to find out.

Fetch

Becky Bravo

(Adapted)

There was an old man who lived at the top of a very high mountain. He had no one with him but his dog named "Fetch."

Since he was very old, and his knees often wobbled, he could not go down the mountain and climb up again. The village people at the foot of the mountain were also too busy to be able to see the old man at the mountain top.

Everytime he'd feel lonely, the old man would call Fetch and let him get something down the mountain that can amuse him. First, Fetch got him a banduria. "Master," said the dog. "Here is a gift from the man whose house is full of music." When the old man became lonely again, Fetch got him something from the village. Next, Fetch went down the mountain and when he came back, he brought a *sungka*. "Master, here is a gift from the man whose house is full of playthings," Fetch said. The next things he brought from the village for the old man were a pet monkey, a parrot, and a music box which he said were also gifts from different people. One day, however, the old man needed something else that would amuse him.

Fetch hurriedly went down the mountain from the east side to west side and around and back again just to find one last thing that could amuse his master. Fetch talked to the village people so the people went up the mountain and soon decided to build their houses around the old man's house. The old man was very happy. He thanked his dog Fetch, saying, "You have served me well. You have fetched me the village. I am pleased."



Try and Learn

Write R if the sentence is a Reality and F if it is a Fantasy.

- _____ 1. The spirit of all the garbage in the dumpsite got mad and its anger caused the trash to slide.
- _____ 2. Typhoons can be prevented if we make an offering to the wind god.
- _____ 3. People can grow wings and fly in the sky.
- _____ 4. Modern technology and medical inventions can save lives.
- _____ 5. Children can be taught to behave well.
- _____ 6. Trees grow fully overnight.
- _____ 7. We can now live in outer space for good.
- _____ 8. Poor people may have better lives in the future.
- _____ 9. We can chat with somebody abroad through the computer.
- _____ 10. One can be reached almost anywhere through the cellular phone.



Remember

- ✓ Events that actually happen in real life are **reality**.
- ✓ Events that are impossible to happen are **fantasy**. They are just products of imagination.



Learn Some More

Take a look at the sample thesaurus entry below. Study it and answer the questions that follow.

Main Entry:	great
Part of Speech:	<i>adjective</i>
Definition:	excellent, skillful
Synonyms:	absolute, admirable, awesome, best, exceptional, expert, fantastic, good, marvelous, wonderful, tremendous
Antonyms:	ignorant, poor, stupid, unskilled, weak

1. What is the main entry on this page of the thesarus?
2. What part of speech is the word great?
3. What is the meaning of the word great?
4. What are some synonyms of great?
5. What are the antonyms of great?



Try and Learn

Exercise 1

Study the thesaurus entry and answer the questions that follow.

Main Entry:	heroic
Part of Speech:	<i>adjective</i>
Definition:	having the characteristics of a hero, very brave
Synonyms:	noble, courageous, valiant, bold, fearless, daring, undaunted, gallant, chivalrous
Antonyms:	afraid, cowardly, faint-hearted, fearful, frightened

1. What is the main entry on this page of the thesaurus?
2. What part of speech is the word heroic?
3. What is the meaning of the word heroic?
4. Give three synonyms of heroic.
5. Give three antonyms of heroic.

Exercise 2

Using a thesaurus, give the synonym and antonym of each underlined word.

1. Kabang is a brave dog.
2. Keep your room always tidy.
3. Louise has been very silent.
4. The muse has a pretty face.
5. There are plenty of dry leaves scattered on the ground.

Word	Synonym	Antonym
brave		
tidy		
silent		
pretty		
plenty		

Exercise 3

Replace the underlined word with a synonym inside the parenthesis. Be guided by context clues and the use of a thesaurus.

1. My aged grandmother can hardly stand on her own feet.
(young, old)
2. This clever boy can explain his drawing instantly.
(smart, dull)
3. Mother's gold bracelet is costly. (cheap, expensive)
4. I want the house to be clean all the time. (tidy, messy)
5. The initial letter of her name Minerva is M. (last, first)

Exercise 4

Write the antonym of each word. Get your answer from the box.

messy	hard	sad	noisy	bad
wide	cold	dry	right	rich

1. good _____
2. wet _____
3. clean _____
4. narrow _____
5. happy _____

6. soft _____
7. quiet _____
8. wrong _____
9. hot _____
10. poor _____



Remember

A **thesaurus** is a book that gives the synonyms and antonyms of a word.



Aside from synonyms and antonyms, a thesaurus also gives the meaning and part of speech of a word.

Week 2 - Let's Travel



Think and Tell

What do these pictures show?



Do you have any story to tell about the pictures?

Have you heard of or read the anecdote about the moth and the flame of our Philippine national hero, Dr. Jose Rizal?

Tell the class about it.



Read and Learn

The Moth and the Flame

Adapted by Lilibeth A. Magtang

It was dusk and cold. Moymoy, a young moth, was ready for his nightly flight. Excited, he flapped his wings and off he went.

He started following a speck of light he saw at a distance. "That must give me warmth on this lovely but very cold evening." Moymoy flew fast so he could reach it at once.

Not long after that, he heard a familiar voice calling from behind. It was his mother gasping and panting. "You can't be out tonight all by yourself. Let me go with you," she said, still catching her breath.

"Oh, thank you, Mother. Let's go see that beam of light. It surely would be a good source of heat." Moymoy grew more and more curious as they drew closer to the light.

At last, they got close to the light. Moymoy couldn't help but admire that lovely sight of the flame burning brightly from the oil lamp. Realizing this, Moymoy's mother warned him not to fly too close to the flame. But the young moth was so attracted to the light and warmth of the oil lamp that he did not mind his mother's advice. Round and round the flame he flew. Finally, he hovered so near the flame that his wings got burned. His mother hugged Moymoy who was badly hurt.



Talk about It


Answer the following questions.

1. Did Moymoy obey his mother?
2. What happened to him?
3. If you were Moymoy, would you have done the same? Why? Why not?
4. What did you realize from the story?
5. Write a journal entry about one of these situations:
 - a. Think of any incident in your life when you obeyed your parents. What happened? What did you feel?
 - b. Think of an instance when you disobeyed your parents. What happened? What did you feel?




Find Out and Learn

Choose the meaning of the underlined words from the given choices. Be guided by the pictures and context clues.




1. I love to watch the blue color of water in the ocean.
(body of water, landform, heavenly body)



2. The monument of Dr. Jose Rizal was built in honor of his bravery and patriotism. (sea, house, statue)



3. The tourist was attracted to the beauty of the place so he planned to visit it again soon. (visitor, photographer, painter)



4. The kid proved his bravery by entering the very dark room alone. (strength, courage, intelligence)



5. The butterfly garden is a landmark that tells us we have reached the town. (newscaster, sign, building)



Read and Learn

Travel Time

Lilibeth A. Magtang

The Philippines is known for its rich natural resources and man-made structures. It has beaches, historical places, old churches, parks, and monuments. They are often visited not only by Filipinos but by tourists as well. These have become landmarks that make us truly proud to be Filipinos.

In Luzon, people visit Pagudpud and Fort Ilocandia in Ilocos Norte, the Heritage Village in Ilocos Sur, the Shrine of our Lady of Manaoag, Alaminos City's Hundred Islands, and the Lingayen Gulf in Pangasinan. Also in Luzon are the famous Rice Terraces in Banaue, also called the "Eighth Wonder of the World," Subic Free Port in Zambales, Christian Village in San Fernando, Pampanga, the Saint Paul Underground River in Palawan, and the Mayon Volcano in Bicol. In addition to these, families and friends also love to see the Rizal Park, Fort Bonifacio, the National Museum, big malls, zoos, and public parks in Manila as well as upland Tagaytay and Baguio where the air is cooler and the atmosphere is more relaxed than in Manila.

In the Visayas, Lapu-Lapu, the brave hero of Mactan, Cebu, is known to all as the first Filipino who fought the Spaniards led by Ferdinand Magellan. His golden statue stands proud and erect in the heart of the city to remind the people of his bravery. Cebu also has the Sto. Niño Shrine, which is frequented by devotees. Furthermore, Boracay and Chocolate Hills also top the tourist attraction list of the region.

In Mindanao, Cagayan De Oro City is a very progressive city. One gets to see not only modern hotels, big buildings, and shopping malls but also vast plantations of pineapples, bananas, cacao, and many others. Davao City is a big city that offers fun and adventure. It is regarded as the commercial and economic center of Mindanao. Camiguin and Siargao islands are likewise two of its tourist spots.

Right in the Philippines, there are a number of exciting places that truly serve as important landmarks to all Filipinos and foreign tourists alike.



Do and Learn

What did you realize from this article? Enumerate your answers.

From this article, I learned that...
I realized that...



Learn Some More

Complete each sentence with words in the box.

flowers

flip

flute

flows

flag



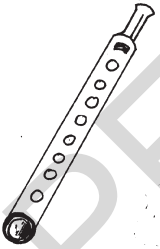
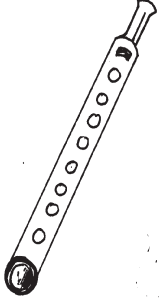

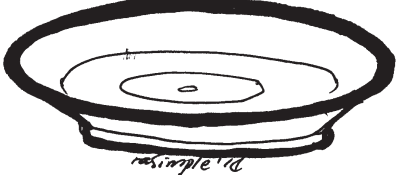
1. The water _____ from the waterfalls to the dam.
2. She picked some _____ and placed them in the vase.
3. We sing “Lupang Hinirang” as the Philippine _____ is raised.
4. The musician plays the _____.
5. Will you _____ the pages of the book properly?



Try and Learn

Exercise 1

Look at the three sets of pictures. Read the sentence under each picture.

Set A	 <p>Plant 1 is <u>small</u>.</p>	 <p>Plant 2 is <u>smaller</u> than plant 1.</p>
Set B	 <p>This flute is <u>long</u>.</p>	 <p>This flute is <u>longer</u> than the first.</p>
Set C	 <p>Lisa's plate is <u>big</u>.</p>	 <p>Mia's plate is <u>bigger</u> than Lisa's.</p>

Exercise 2

Underline the adjective in each sentence. Identify whether it shows positive, comparative, or superlative degree.

1. Bukidnon is home to the largest pineapple plantation in the country. _____
2. Zamboanga City is famous for its colorful vintas.

3. The Philippine Eagle Center in Davao houses many Philippine eagles. _____
4. The Bantayan Island is a small outpost known for its secluded beaches. _____
5. From Manila, Baguio City is farther than Tagaytay City.



Do and Learn

Complete the table.

Positive	Comparative	Superlative
cold		
sharp	sharper	
clear		clearest
funny		
tasty		
cute	cuter	
tall		tallest
wide		
dark	darker	
large		



Learn Some More

A. What is the meaning of the underlined word?

1. Be careful not to puzzle her with your question.
A. confuse B. tease
2. I received the highest mark in our class.
A. blot B. grade
3. The kids will surely enjoy watching the play, "The Sound of Music" which will be shown tonight.
A. a game B. a stage drama
4. I handed my rough draft of the speech to my teacher.
A. an outline B. a light wind
5. Arrange the plates and glasses on the table.
A. a desk B. a chart

B. What does the highlighted word mean in each sentence?

Choose and underline the correct answer in the parenthesis.

1. The century-old acacia seems to have its **bark** glued hard on its trunk.
(loud noise, tree covering)
2. The baseball players used their own **bat**.
(animal, wooden stick)
3. I bought a **can** of sardines.
(container, able to)
4. Jinky keeps looking at her **watch**.
(see, timepiece)
5. Nikki will take the role of Cinderella in the stage **play**.
(have fun, a drama)
6. My bag is **light**.
(not heavy, lamp)
7. A guitar is a **kind** of string instrument.
(type, nice)
8. All of us will go to the **fair**.
(kind of weather, show)
9. I found my lost **ring** under my bed.
(an accessory, circle)
10. You have to save in the **bank**.
(by the river, where money is deposited)



Remember

An adjective has three degrees of comparison, namely: **positive** degree, **comparative** degree, and **superlative** degree.



Learn Some More

Three Degrees of Comparison

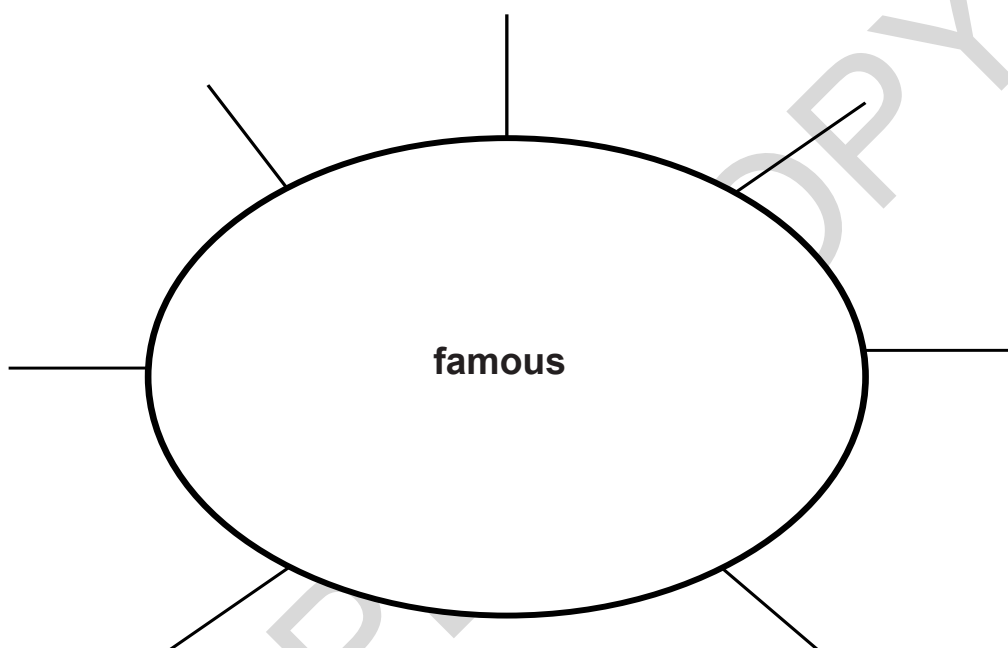
Positive Degree	Comparative Degree	Superlative Degree
Simply describes persons or things Example: The atis tree is <u>tall</u> .	Compares two persons or things Add -er for one-syllable adjectives. Example: The mango tree is <u>taller</u> than the atis tree. Add more for two or more syllable adjectives. Example: Carlos is <u>more obedient</u> than Sonia.	Compares three or more persons or things Add -est for one-syllable adjectives. Example: The acacia tree is the <u>tallest</u> of them all. Add most for two or more syllable adjectives. Example: Carlos is the <u>most intelligent</u> boy in class.

Week 3 - Who's Who?



Think and Tell

What do you think of when you see or hear the word famous?
Complete the semantic map in your notebook.



A famous person is someone who is well-known. A person may be famous for something good he/she has done, for being great in sports, in music, in studies, or in the world of work.

Is there any famous person you admire?
Why do you admire that person?

Complete the sentence below.

I admire _____ because _____
_____.



Read and Learn

Read the biography of Randy Halasan.

Who is Randy Halasan?

Randy Halasan is a teacher in Pegalongan Elementary School. His school is in a far village in Davao City, found in the mountains, where the Matigsalug tribe lives.

In 2014, Randy was given the Ramon Magsaysay Award for caring for his students and their community through teaching and helping out the whole village. The Ramon Magsaysay Award is given to persons or group of persons who show good examples in good government, courageous service to the people, and putting practical principles to work in the society. The award is a very important honor. It is known world-wide.

Randy was born in Davao City in 1982. He came from a poor family. However, he worked part-time so he could finish his college education. He graduated in 2003 and started to work on odd jobs. He became a substitute teacher in 2006.

In 2007, he started teaching fulltime at Pegalongan Elementary School. To reach his school, Randy travels seven hours – two hours by bus, one hour by motorcycle, four hours of walking, including crossing of two rivers .

At first, he wanted to teach in a school that is closer to the city where his family lives and longed for the chance to transfer. However, he cares so much for the children who walk for miles and cross rivers everyday just to get to school and learn, even sometimes while hungry and tired. He also cares for the community and the people who have limited means of livelihood to support the education of their children. He decided to stay and help.

He helped the community improve their livelihood by bringing people to work together and learn new ways to till their land. He appealed to the local government and other groups and brought them in to provide more help or aid.

He worked hard to expand the school – from a two-room school house with two teachers to a permanent school with nine rooms, eight teachers, and 210 students. In 2010, Randy became the head teacher of the school.

He believed that education is important to the Matigsalug's survival in a changing world and has convinced parents to keep their children in school. He went beyond teaching his students and helped the village become more self-reliant. His efforts were recognized when he received several awards, including the Ramon Magsaysay Award.



Talk about It

Answer the following questions.

1. Where does Randy Halasan teach?
2. How does he travel to school? What does this show of him?
3. Why did he choose to stay in that very far school for years?
4. When was he given the Ramon Magsaysay award?
5. What did he do that made him deserve the award?
6. Describe his sacrifices mentioned in his biography.
7. What do you admire most about Randy Halasan?
8. Try to examine yourself. What qualities do you possess that will make you popular too? Explain.



Try and Learn

Exercise 1

Complete each sentence with a word from the box.

dream	draw	drip	drift	drum
drag	dress	drop	drug	drama

1. I can _____ stick figures.
2. Pieces of logs _____ on the river.
3. Don't _____ your bag. You have to lift it.
4. My sister had a bad _____. She woke up crying.
5. Mother bought a new _____ for me.
6. The boys practiced the _____ that they will present during the program.

Exercise 2

Choose three words from the box. Use each word in a sentence. Write your sentences on a separate sheet of paper.

1. _____
2. _____
3. _____




Remember

The **sequence of events** in a story is the order in which things happen. Signal words like first, next, then, after, before, and finally are used to show the order of events.



Learn Some More

A. Talk about each picture. Give the order of events. Which came first, second, third, and last?



B. Write 1-4 before the items to show the sequence of events.

- _____ She dressed up.
- _____ Lina woke up early in the morning.
- _____ She went straight to the bathroom.
- _____ She had her breakfast, then she went to school.

C. Read the incomplete sentence. Write first, next, then, and finally, to show the correct order.

1. _____, it was a tiny egg.
 _____, the egg became a caterpillar.
 _____, a pupa was formed.
 _____, a pretty butterfly came out.
2. _____, heavy rain poured.
 _____, the place got flooded.
 _____, we looked for big puddles.
 _____, we played with paper boats.

D. Write the appropriate order of events using the signal words to complete each sentence.

- _____, Buboy planted a seed.
- _____, out came a tiny leaf.
- _____, it had more leaves and taller branches.
- _____, it had fruits.



Try and Learn

Circle the meaning of the underlined word in each sentence.

1. Manny “Pacman” Pacquiao is a well-known boxer.
He is famous around the world.
2. Megan Young was adjudged the most beautiful woman in the contest so she was crowned as Miss World.
3. We recall or remember Fernando Poe, Jr. for his action movies.
4. Everyone witnessed and saw how he deserves to be called “The King of Philippine Movies”.
5. The actress is so candid. She is very honest in giving remarks.



Remember

- ✓ The meaning you get from context clue is usually enough to help you understand the sentence. Learning how to use context clues well is a valuable skill to have.
- ✓ Sometimes, the sentence give the clue “or” to show the definition of a word.



Do and Learn


Try to get the meaning of the underlined words.

1. Father receives a small stipend or payment for doing extra jobs.
2. Mila left a notable or outstanding mark.



Find Out and Learn

Below is an example of a timeline. It is about the significant events in the life of Randy Halasan as enumerated on page 251. Try to complete the details.



Remember

A **timeline** is a visual technique. It is one way to show a sequence of events.

This organizer:

- helps you organize dates, numbers, and other information,
- helps you visually remember when events occurred, and
- gives you a framework to add more pieces of information as they happen.



Write about It

Look at the empty timeline below. Complete this in your notebook by pasting your pictures in the squares. Try to recall one important event that happened in your life in that year. Write about it under each picture.

TIMELINE

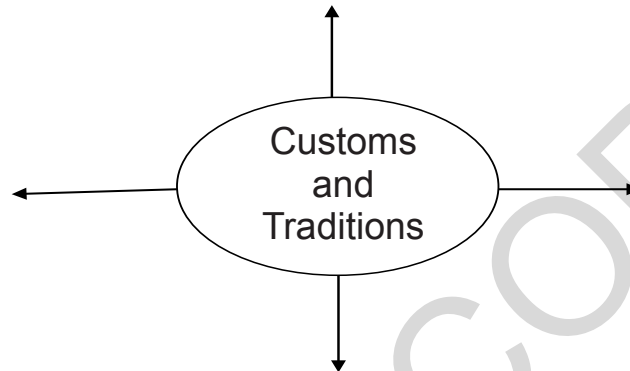
Grade 1	Grade 2	Grade 3	Grade 4

Week 4 - Our Culture, Our Pride



Think and Tell

Can you name the customs and traditions that your family follows?



Read and Learn

Our Family Customs and Traditions

Mary Jane T. Gangangan

One day, the Ortega family got up early. They were all excited to meet the Johnson family, their cousins from America.

“Children, let’s help one another to clean our house. Each one of you should do your assigned work,” said Father. Everybody agreed and they all started to work.

“I’ll go to the market and buy some food. I’ll prepare delicious food for all of us. Surely, your cousins will enjoy them,” said Mother.

At three o’clock, a van stopped in front of their house. The Ortega family rushed to welcome their visitors.

“Welcome to the Philippines, cousins. We are so glad to see all of you,” shouted Ana and Mark as they waved a poster to welcome their visitors.

“*Mano po*, Aunt Rose. *Mano po*, Uncle Andy,” said the children.

“Mother, what are they doing?” asked Andrew.

“This is what we call *pagmamano*. It is a sign of respect to elders,” said Aunt Rose. “Why don’t you do the same to Aunt Lina and Uncle Jose?” she added. Andrew and Kenneth did.

They all went to the living room. The Johnson family brought out their *pasalubong*. Mother received two red leather bags. Father got three blue polo shirts. Ten small toy cars were given to Mark and a beautiful doll was given to Ana. The Ortega family was so grateful and happy. After that, Mother and Ana went to prepare their snacks.

“I know you missed our *bibingka*, *suman*, *puto*, and fresh *buko* juice. Please have some,” said Mother.

“I really missed all these food. Hmmm, our native delicacies are so delicious,” thanked Aunt Rose.

At six o’clock in the evening, the church bell rang.

“Come, let’s all proceed to the altar,” said Aunt Lina.

“Why, Mother? What will we do?” asked Kenneth.

“Every six o’clock and twelve o’clock noon, we pray the Angelus, son. Come let’s join them,” explained Aunt Rose.

After praying, they all proceeded to the dining room. They ate their dinner. They exchanged stories. They thought of having a family reunion. They sent invitations to their relatives.

After five days, they had their family reunion. They were all excited and happy to see one another. They had a program and a good lunch.

Andrew and Kenneth had fun playing games with their relatives. They played *palosebo*, *kadang-kadang* race, *tumbang preso*, and *patintero*.

"I like to stay here," said Andrew. "The people are cheerful, hospitable, helpful, and prayerful," added Kenneth.

"The closeness of the families is very strong. We love their family traditions and customs. It's more fun to stay in the Philippines," Andrew and Kenneth said.

"That's true, children. Our family traditions and customs in the Philippines are beyond compare," Aunt Rose said with pride.



Talk about It

1. What are the family customs and traditions mentioned in the story?
2. Can you give other customs and traditions you observe in your family and in your community?
3. Are you proud of your family's customs and traditions? Why?



Find Out and Learn

A. Show and Tell

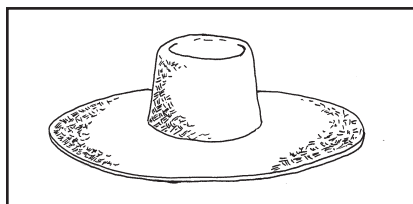


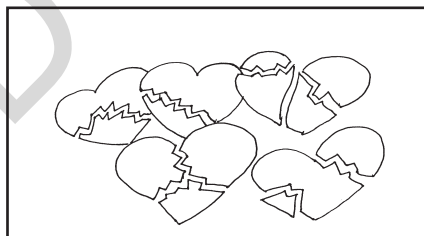
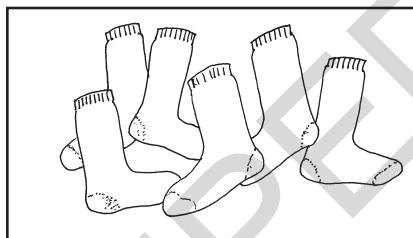
Get anything from your bag or in the room and describe the object. Use several adjectives. Describe its number or quantity, kind or quality, or color.

Example: pencil

1. How many? two
2. What kind? long
3. What color? yellow

B. Pick and Tell

Pick out a picture from the box. Describe the number, the kind, or quality of the objects in the picture.





Try and Learn

Exercise 1

Pick out the adjectives in each sentence. Write them on your paper.

1. Miss Santos is a kind teacher.
2. She has twenty five smart pupils in Grade IV.
3. The children love to play under the tall, green trees.
4. They gather five kilograms of fresh, red tomatoes from their vegetable garden every Friday.
5. I have five, long, yellow pencils in my bag.

Exercise 2

Arrange the series of adjectives in the correct order. Use each set in a sentence.

big three red ribbons

expensive black two cars

small five boxes

blind six men

big four orange balls

fat brown two kittens

yellow twenty sweet mangoes

red a dozen salted eggs

ten yellow little ducklings

pink beautiful dress



Remember

Adjectives tell about the number, kind, and color of a person, animal, or thing. When several adjectives are used in one sentence, the order of adjectives is as follows: number, kind or quality, and color.



Do and Learn

A. Arrange the adjectives inside the parentheses in the correct order.

1. Mother gave Ana (beautiful yellow a) dress on her birthday.
2. I ate (sweet red ten) strawberries last night.
3. There are (brown seven big) cows on the farm.
4. Father bought (sweet green a dozen) apples for the children.
5. Andrew has (fat white six) rats as his pets.

B. Choose at least five nouns from the list below. Describe each noun using the correct order of adjectives. Write a sentence about it.

	Number	Quality	Color
1. classmate			
2. school			
3. pencil			
4. flower			
5. book			
6. tree			
7. dog			
8. candy			
9. boys			
10. birds			



Write about It

Write a paragraph describing a person, animal, or thing. Use two or three adjectives which are properly arranged. Read your paragraph.



Read and Learn

Eduardo's Dream

Adapted

Eduardo lived in a small barrio in La Union. One day, he went to town with a jar of *basi* on his head. As he walked, he kept thinking of the future.

"I shall sell this *basi*. With the money, I shall buy a pig. Then I shall sell the piglets. Then I shall buy a cow and sell the milk. When I get a large, large sum of money, I shall buy a pair of carabaos and a field. I shall gain more money and build myself a house. I shall take a wife and have many sons and daughters. By that time, I shall be a very popular and rich man. When my wife tells me to come to dinner, I shall say 'Oh dear! I'll come soon,' and I will put my head up ..." And with that Eduardo threw back his head suddenly. With the proud motion, the jar of *basi* fell. It broke into a hundred pieces and the *basi* spilled over. This made Eduardo so sorry that he began to cry.

"I have lost my pigs; I have lost my cow; I have lost my carabaos and my house and my wife and children."

All the people who heard him also felt sorry for him. So they took Eduardo to the mayor of the town. The mayor asked him how it all happened.

When the mayor heard Eduardo's story, he laughed and all the people laughed with him. After a while the mayor said, "My lad, never expect too much to happen too soon. Do your best today and tomorrow will take care of itself." Because the mayor was a kind man, he gave Eduardo enough money to buy a pig. Perhaps someday Eduardo's dreams would come true. Who knows?

Source: Soaring High with Reading 4 - Abiva, Josephine M. Calamlam et.al



Talk about It

1. What was Eduardo's dream?
2. How did Eduardo intend to become rich?
3. What things would he buy?
4. What happened while he was thinking about his plans? Why?
5. What important lesson did the mayor give Eduardo?
6. Do you think Eduardo's dream would still come true? Why or why not?



Think and Tell

Get a partner and ask the following questions:


1. Why do you go to school?
2. Why do you take a bath everyday?
3. Why do you water the plants?
4. Why do you wear warm clothes during the month of December?
5. Why do you stay at home during a typhoon?



Find Out and Learn

Look at each pair of pictures. Say something about them. Identify the cause and the effect.





Try and Learn

Match the cause and effect in the box below.

<u>Effect</u>	<u>Cause</u>
1. The audience could not hear the message of the speaker because	a. she felt dizzy.
2. The group of girls finished their work in 30 minutes because	b. of the strong wind.
3. Most of the children got sick because	c. everyone helped.
4. Mother did not enjoy the ferris wheel ride because	d. of the noise outside.
5. Some of the trees were blown away because	e. they played under the rain.



Remember

- ✓ The **cause** brings out an event called its result. The result is also called an **effect**.
- ✓ The cause answers the questions:
Why?
What caused it?
What was the reason?
- ✓ A **cause-effect relationship** describes something that happens and why it happens.
- ✓ The cause is the reason and the effect is the result of an event.



Do and Learn

Complete the following sentences by writing the letter of the correct cause for the each effect. Write your answers on your paper.

1. The school ground is clean because _____.
A. the children sweep the yard everyday
B. the children scatter dirt on the ground
C. the children water the plants everyday
2. Christine has many friends because _____.
A. she is kind and friendly
B. she is boastful
C. she is lazy

3. The children are happy because _____.
 - A. their teacher got mad
 - B. they got high scores in their test
 - C. they lost in the game
4. People experience landslides and floods because _____.
 - A. of deforestation
 - B. of reforestation
 - C. of preservation
5. Mr. Marquez often meets an accident because _____.
 - A. he drives his car safely
 - B. he drives his car so fast
 - C. he drives carefully



Learn Some More

Combine the pairs of sentences to show a cause-effect relationship.
Use the connectors so that, in order to, or because.

1. We must eat nutritious food everyday.
We will be healthy.
2. Plants need sun.
They use sunlight in making their food.
3. Andrew got high grades in the test.
He reviewed his lessons well.
4. Plants must be watered everyday.
They won't wither.
5. Jan is very, very tired.
He practiced swimming all day.



Read and Learn

A Wonderful Book

Mary Jane T. Gangangan

One afternoon, Jan and Christine were busy doing their assignment.

Christine: Kuya Jan, will you please help me with my assignment?

Jan: Sure, what is it, Christine?

Christine: Our teacher in Math gave us some words and we have to give their meaning.

The words are multiplier, product, dividend, and quotient.

Jan: That's easy. A dictionary will help us find the meaning of those words.

Christine: How do we use a dictionary? There are a lot of words written in it.

Jan: You have to remember this Christine, the words listed in the dictionary are called **entry words**. All the entry words are listed in alphabetical order and in dark print.

Christine: But there are still hundreds of words under a letter.

Jan: In every page of the dictionary, you will find two words on top to help you find the words faster. These are called **guide words**. Come, I'll show you how to do it.

Christine: Thank you so much, brother. Now I know that a dictionary is a useful book!



Talk about It

1. Why is Christine asking for help?
2. What helps you find the meaning of words?
3. How are the words arranged in a dictionary?
4. What words in the dictionary help us locate the words on a page faster?
5. What information does one get from a dictionary?



Try and Learn

Study the sample page of a dictionary below and answer the questions that follow.

persistent	proficiency
persistent \pə(r)'sɪstənt\ adj. continuing in a course of action without regard to opposition or previous failure	
pious \'pīəs\ adj. marked by or showing loyal reverence for and faithfully performing the duties owed to a person or thing	
plankton \'plāŋktən\ n. the passively floating or weakly swimming animal and plant life in a body of water consisting chiefly of minute plants	
pounce \'paun(t)s v. to spring suddenly or make a sudden grab	
proficiency \'prə'fishənsē\ n. advancement toward the attainment of a high degree of knowledge or skill	

Questions:

1. What is the last entry word on this page?
2. What is the definition of “plankton?”
3. What word means “to spring suddenly or make a sudden grab?”
4. What part of speech is “pious?”
5. What is the meaning of “proficiency?”



Remember

A **dictionary** is made up of entry words listed in alphabetical order. Each entry states how a word is pronounced and what the word means.



Learn Some More

A. Write the meaning of the underlined word in each sentence. Use the dictionary.

1. I did not finish solving the puzzle. It is so complicated.
2. My grandmother has a delicate ear for music.
3. The panel between the office and the clinic is newly painted.
4. The PTA president should conduct the meeting tomorrow.
5. The dancers got a big hand from the audience after their performance.

B. Read the poem “Dictionary.” List at least three words from the poem that you don’t understand. Opposite the words, write their meanings. Then, use them in sentences.

Dictionary

Mary Jane T. Ganggangan

Often times I wonder why,
Words are so complicated. Oh, my!
They have the same spelling
But have different meanings.

But I have a very special friend
That can help me until the end,
A wonderful book that you should see
Please meet my friend, the Dictionary!

Week 5 - Dish Talks



Think and Tell

What dish can you cook? How do you cook it?



Read and Learn

Northern Philippine Cuisine (*Pinakbet* or *Pakbet*)

Pinakbet or *pakbet* is an Ilocano stewed vegetable dish. The usual vegetables included in the dish are eggplant, bitter gourd (*ampalaya*), *okra*, and tomatoes. The dish is seasoned with *bagoong isda* or (fermented fish paste).

The Ilocanos cook *pinakbet* simply by layering the vegetables in a pot with a little amount of water and fish sauce in it. They set the pot on a low fire and let the food simmer without stirring or mixing until the vegetables are cooked.

These days, many people come up with different versions.

Here is one way of cooking it.

Utensils:

pan
bowl

knife
ladle

chopping board
tablespoon/teaspoon

Ingredients:

- 2 pieces *ampalaya*, cut into 2" length
- 2 pieces eggplant, cut into 2" length wedges
- 6-8 pieces *okra*, tops trimmed off or cut diagonally
- 2 pieces tomatoes, cut in wedges
- pork slices
- 1 medium onion, chopped
- 1 tablespoon *bagoong isda* (salted fish sauce)
- 1 1/2 cup shrimp, fish, or pork broth
- 1 teaspoon ground pepper
- 2 tablespoons cooking oil, for sauteing

Cooking time: 25 minutes

Procedure:

1. Saute the garlic, onions, and tomatoes in the oil. Add the pork slices and saute for a minute.
2. Turn the heat down and layer the vegetables from the bottom of the pan in this order: *ampalaya*, *okra*, eggplant.
3. Add the broth and *bagoong*. Cover, let boil, then simmer for ten to fifteen minutes until the vegetables are cooked but still firm.
4. Stir in the fish or shrimp. Season with ground pepper.
5. Serve with rice.



Talk about It

Read and answer the questions below based on the pinakbet recipe.

1. What can you say about *pinakbet*?
What region does this recipe come from?
The paragraph gives us some information about *pinakbet*.
This text is called an **informational text**.
2. What does the recipe tell us to do?
Let's read the procedure.
A recipe gives the procedure of cooking a dish.
This is called a **procedural text**.
3. What are the ingredients and utensils needed in cooking *pinakbet*?
A list of ingredients and utensils is an example of a **text that enumerates**.



Remember

There are different types of texts.

- ✓ Texts that give information about a topic are called **informational texts**.
Examples: news articles, travelogues, feature article, content area materials like Mathematics, Science, etc.
- ✓ Some texts tell the procedure, directions, or steps on how to do something. These are called **procedural texts**.
Examples: recipe, steps in solving word problems, dance steps, etc.
- ✓ Texts that show a list are called **texts that enumerate**.



Try and Learn

Let us read and analyze the following texts. Identify the kind of text shown.

A. The Grade IV class president posted an announcement.

TO ALL GRADE IV PUPILS:

There will be a Poster Making Contest on Friday, October 15. It will be held in the auditorium at 9 o'clock in the morning. All interested pupils, see Miss Reyes in Room 8.

What text-type is shown this activity? _____

B. Read the short story.

It was Saturday morning. Allen and Ara helped their parents at home. Ara cleaned the house. Allen washed the dishes. Then, they watered the plants. Father and Mother were so glad to see their children helping them.

Make a list of the things Allen and Ara did to help their parents.

What text-type is shown in this activity? _____



Read and Learn

Read the following selection.

A Day in the Market

Mary Jane T. Gangangan

One Saturday morning, Mother and Jenny went to buy some things they need in the market.

Jenny: Mother, I can see a lot of vendors everywhere.

Mother: Yes, Jenny. They come to sell their products around the town. Here, please put these fish and vegetables in the basket.

Jenny: Why did you buy plenty of fish and vegetables, Mother? Are you going to cook all of these?

Mother: No, my dear. We will put some in the refrigerator. We can cook them the following day.

Jenny: All right, Mother. Let's go home now. I'm excited to taste the food you will cook for us today.

Mother: Sure, I will cook *pinakbet*, your favorite dish!



Talk about It

Answer the following questions.

1. Where did Mother and Jenny go one Saturday morning?
2. Where are the vendors?
3. Where do they sell their products?
4. Where did Jenny put the fish and vegetables?
5. Where will Mother put the fish and vegetables that will be cooked the following day?

Read the words listed below.

in the market
everywhere
around the town
in the basket
in the refrigerator

What do these words tell?

What question do these words answer?



Remember

An adverb may describe or modify a verb, an adjective, or another adverb.

A word that answers **where** is an **adverb of place**.

Here are some examples of adverbs of place:

there	away	here
everywhere	behind	inside
forward	upward	around



Try and Learn

Answer the following questions.

1. Where do we buy our snacks?
2. Where do we borrow books?
3. Where do we play?
4. Where do we go when we are not feeling well?
5. Where can we see the principal?



Do and Learn

A. Underline the adverb of place in each sentence.

1. There are many people at the park.
2. There are children playing everywhere.
3. Some boys hide behind a tree.
4. Some girls are skating inside the skating ring.
5. Others are riding their bikes around the park.

B. Complete each sentence by writing the appropriate adverb of place. Choose your answer from the words in the box.

in the library	outdoors	at the park
on the seashore	everywhere	

1. We enjoy having picnic _____.
2. Children love to read books _____.
3. It is nice to exercise _____.
4. We can see God's creations _____.
5. They enjoyed making sand castles _____.



Learn Some More

A. Think-Pair-Share

Get a partner. Ask and answer questions about where you are going this weekend.

B. Write five sentences using adverbs of place. Choose the adverbs from the box below.

in the office	here	there
outside	behind	in the church
on the farm	everywhere	around

C. Read and answer the riddle. Circle the adverbs of place in the box.

Riddle

Mary Jane T. Ganggangan

I am inside, outside, everywhere.
You can't see me, I know.
But I refresh you
Everytime I blow.

D. Look at the pictures and write sentences about them using adverbs of place.





Find Out and Learn

In the last pages of some books, there is a section showing words and their meanings? This section is called a **glossary**. The entry words in a glossary are arranged in alphabetical order. Some glossaries include the pronunciation of the words.

Study the example below:

abdomen /abdo'men/ n. stomach
boundary /bound'ary/ n. limit
captive /cap'tive/ n. a prisoner
depart /depart'/ v. go away
elegant /el'egant'/ adj. graceful; refined
handsome /hand'some/ adj. good-looking



Remember

- ✓ The **glossary** is a part of a book which lists key words found in the book.
- ✓ The **entry words** in a glossary are arranged in alphabetical order. Some glossaries include the pronunciation of words.
- ✓ It is usually found on the last page of a book.



Try and Learn

Study the sample glossary entry below. Answer the questions that follow.

Glossary

attendant /attend'ant/ n. waiter; servant

brigade /brigade'/ n. subdivision of army

exile /ex'ile/ v. expel; deport

implement /im'plement/ v. carry out

limb /limb'/ n. a large branch of a tree

1. What is the first word in the list? Last word?
A. attendant C. exile
B. brigade D. limb
2. How many definitions were given for the word "exile?"
A. 1 B. 2 C. 3 D. 4
3. What does "implement" mean?
A. servant C. expel
B. carry out D. large branch of tree
4. What word means "a large branch of tree?"
A. exile C. brigade
B. attendant D. limb
5. How many syllables are there in the word "limb?"
A. 1 B. 2 C. 3 D. 4



Do and Learn

A. Study the sample glossary entry below. Answer the questions that follow.

Glossary

F

fancy |'făn(t)sē| *n.* an opinion or notion formed without much reflection

fragment |'frăgmənt| *n.* a part broken off; a small detached portion; or an incomplete part

frantic |'frăntik| *adj.* emotionally out of control; overwhelmed with feeling to the point of wildness

G

gnaw |'nó | *v.* to bite or chew on with the teeth; wear away or remove a part by persistent or repeated biting or nibbling

goal |'go/| *n.* the end toward which effort or ambition is directed; aim; purpose

1. Which word means “to bite or chew on with the teeth?”
 - A. fancy
 - B. fragment
 - C. frantic
 - D. gnaw
2. What is the meaning of fragment?
 - A. aim
 - B. purpose
 - C. to bite or chew
 - D. a part broken off
3. Does the word goal mean “purpose?”
 - A. yes
 - B. no
 - C. maybe
 - D. none of the above

4. Which word comes before frantic?

- A. fancy
- B. fragment
- C. gnaw
- D. goal

5. What is the meaning of fancy?

- A. emotionally out of control
- B. a small detached portion
- C. the end toward which effort or ambition is directed
- D. an opinion or notion formed without much reflection

B. Using the glossary below as your reference, give the meaning of the words below.

Glossary

acceptance	-	a condition of approval or agreeing to
college(s)	-	a school(s) that a person can go to after high school
encouraged	-	inspired with hope
excited	-	raised to a higher energy level
experiment	-	a test to learn specific reactions or traits of an object
kidnapped	-	forced to leave a person or place by someone who hides you from anyone who may know you
products	-	goods for human wants or needs
scientist	-	a person who understands how to test ideas or objects
slave	-	a person owned and controlled by someone else

<http://www.didyouknowpublishing.com/images/glossarylarge.jpg>

1. excited
2. products
3. acceptance
4. scientist
5. encouraged



Learn Some More

If you were to arrange the given words on a page of a glossary, what would be the proper sequence of the words? Number them from 1–5.


- _____ pouch - a pocket of skin across a female kangaroo's stomach
- _____ bush - the Australian word for open countryside
- _____ joey - a young kangaroo from the time it is born until it is old enough to look after itself
- _____ dingo - a kind of wild dog found in Australia
- _____ teat - a place where a baby can drink milk from its mother

Week 6 - A Place to Remember



Think and Tell

What can you say about the houses in the box below? Do you think these houses are newly built? Can you find these houses in your place? Can you say that the houses in Vigan City are unique? Why?



Government seeks support for Vigan in wonder cities competition

Manila, Philippines (Xinhua) – The government today called on Filipinos around the world to support the bid of Vigan City in northern Ilocos Sur to become one of the world's new seven wonder cities.

Secretary Ramon Paje of the Department of Environment and Natural Resources said Vigan needs the same overwhelming support that made Palawan's Puerto Princesa Underground River (PPUR) one of the New Seven Wonders of Nature in 2012.

Paje, who served as the national campaign manager for the PPUR, said Vigan deserves the Filipinos' full backing.

"It has been wonderfully preserved as one of the few Hispanic towns in the country, with structures intact due to best practices in management, governance, stakeholder involvement, and awareness on cultural heritage," Paje added.

Vigan City is a favorite tourist destination in northern Philippines, famed for its unique colonial architecture lined by cobblestone streets and distinct cuisine. It is the only Philippine town on the list of heritage sites declared by the United Nations Educational, Scientific and Cultural Organization (UNESCO).

UNESCO describes Vigan as "the best- preserved example of a planned Spanish colonial town in Asia." (philstar.com) Updated July 14, 2014-11:00pm.

Source: philstar.com. updated July 14, 2014 - 11:00pm



Talk about It

Answer the following questions.

1. Why is the government calling on Filipinos around the world?
2. Why should we give support to Vigan City?
3. Who helped preserve the city?
4. Do you think they did a great job?
5. Why is Vigan City a favorite tourist destination?
6. What can we see in this city?
7. How will you help preserve the beauty of the houses and the cobblestone streets?



Read and Learn

Read the story and answer the questions that follow.

A Trip to Vigan City

Mary Jane T. Ganggangan

Last Wednesday, the Flores family from Baguio City decided to visit Vigan City. They started very early in the morning. They had a stopover at Candon City at 8:00 am to have their snacks. They continued their trip and reached Vigan City at 10:00 am. They had a great time walking on the cobblestone street of Calle Crisologo. Andrew and Gina rode in a *kalesa*. They were amazed to see the different colonial houses. In the afternoon, they went to Baluarte and saw different animals. In the evening, they all went to watch the Dancing Fountain at the plaza. They decided to visit The Hidden Garden the following day. That night, they had a peaceful sleep at the hotel.



Talk about It

Answer the following questions.

1. Who decided to have a trip to Vigan City?
2. When did they go to Vigan City?
3. When did they watch the “Dancing Fountain?”
4. When did they go to Baluarte?
5. When did they decide to visit “The Hidden Garden?”
6. What did the Flores family feel about their trip to Vigan City? Why do you say so?



Remember

Adverbs of time tell when or how frequent an action is done.

Examples:

yesterday
last Monday

today
in July

tomorrow
in the morning

tonight



Find Out and Learn

Read the words and phrases. On the space before each word or phrase, write **A** if it is an adverb of time and **NA** if it is not.

_____ once a week

_____ everywhere

_____ last Monday

_____ behind

_____ during recess

_____ tomorrow

_____ at home

_____ in October

_____ in the canteen

_____ tonight

_____ today

_____ there



Try and Learn

Exercise 1

Underline the adverbs of time in each sentence.

1. The children walk to school early in the morning.
2. They wear their uniforms everyday.
3. The flag ceremony starts at 7:30 a.m.
4. Children rush to the canteen during recess.
5. They play *patintero* at noon.

Exercise 2

Choose the correct adverb of time.

1. Mother went to market _____.
A. tomorrow B. yesterday C. today
2. She cooks our food _____.
A. everyday B. last night C. on Monday
3. She will wash our dirty clothes _____.
A. last night
B. on Wednesday
C. yesterday
4. She takes a nap _____.
A. at noon
B. at night
C. early in the morning
5. She goes to the parlor _____.
A. tomorrow
B. every Saturday
C. yesterday



Do and Learn

Complete each sentence by adding the appropriate adverb of time.
Choose your answer from the group of words in the box.

on Sunday	at 6:00 pm	once a month
at 8:00 am	early in the morning	

1. The family eats their breakfast_____.
2. The children attend their class _____.
3. The family goes to mass _____.
4. They eat their dinner _____.
5. They watch a movie together _____.



Write about It

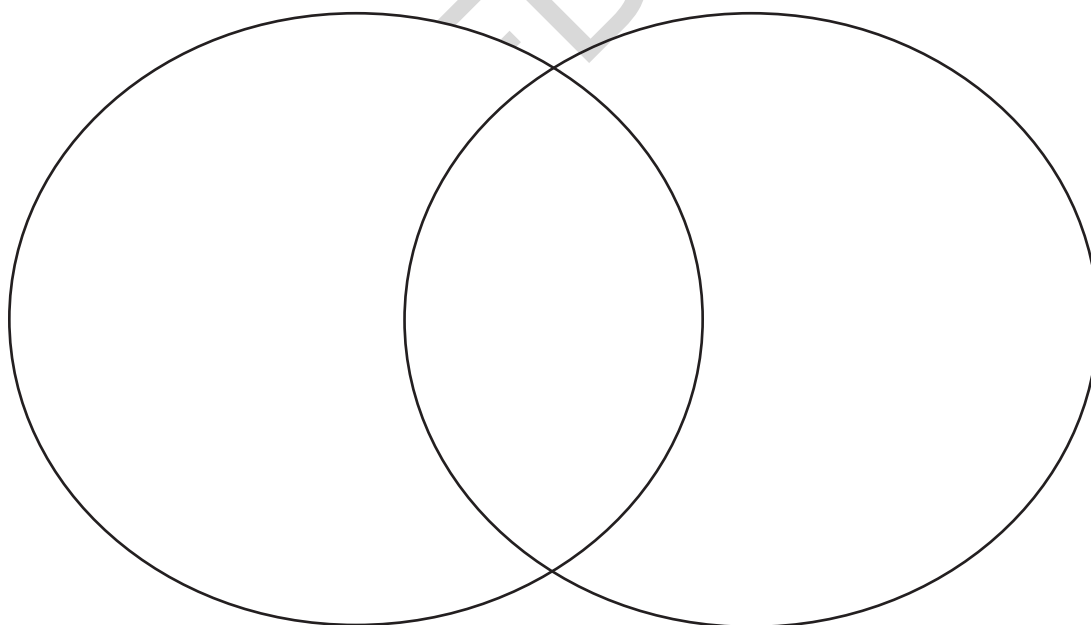
Write a three sentence paragraph using adverbs of time. Read and share your work to the class. You may choose from the following topics.

- a) a birthday celebration
- b) a visit to the farm



Find Out and Learn

This is a Venn diagram. We use this graphic organizer to compare persons, places, things, animals, stories, and ideas. The center portion where the two circles overlap is for the common characteristics of the things being compared. We write their differences at the outer circles





Read and Learn

Read the story below.

The Carabao and the Cow

Once upon a time, the cow and the carabao were very good friends. They were together everywhere in the pasture. One day, they agreed to go to the river to swim.

“Let’s go early so that we will not be bothered by the people who go to the river to wash clothes,” said the cow.

“Yes,” replied the carabao. “And let’s be there before the bad boys arrive, they throw stones at us.”

Very early next morning, they were at the riverbank. They took off their hides – hides could still be taken off like that – and carefully laid them on the grass. Then they jumped into the cool water and enjoyed themselves.

They were having such fun swimming that they did not notice the time. Soon, several women arrived carrying basins and bundles of clothes to wash. With them were some little boys ready to jump into the water.

“Animals!” cried one of the women. “Drive them away or we shall catch all their dirt!”

Running down the riverbank, the boys started throwing pebbles at the carabao and the cow.

The two were very much frightened. They each hurried up the bank and snatched the nearest hide. It happened that in their hurry, the carabao and the cow exchanged hides.

The cow, who was smaller than the carabao, put on the hide of his friend. It proved too loose, especially under the neck.

The carabao squeezed himself into the cow’s tight hide. It was so tight that he never squeezed himself out again.

-Philippine Legend



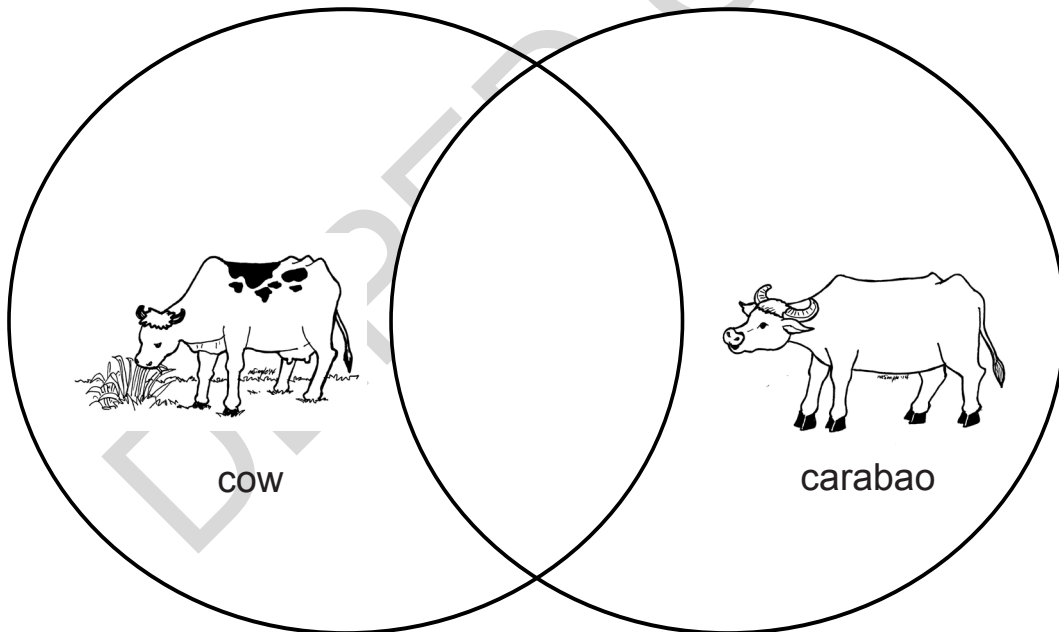
Talk about It

1. Who are the two friends?
2. Why did they go to the river very early?
3. Why did the women tell the boys to drive away the cow and the carabao?
4. What happened to the fearful cow and carabao?

Compare and contrast the cow and the carabao.

What do you think are their similarities? Write them at the center portion of the Venn diagram.

What are their differences? Write them at the outer circles.





Remember

- ✓ **Comparison** - determines the similarities between or among persons, places, things, animals, or ideas.
Words such as **also**, **too**, **both**, and **similarly** indicate comparison.
- ✓ **Contrast** - determines the differences between or among persons, places, things, animals, or ideas.
Words such as **but**, **yet**, **still**, and **although** signal contrast.
- ✓ We may use the **Venn diagram** to compare and contrast ideas.

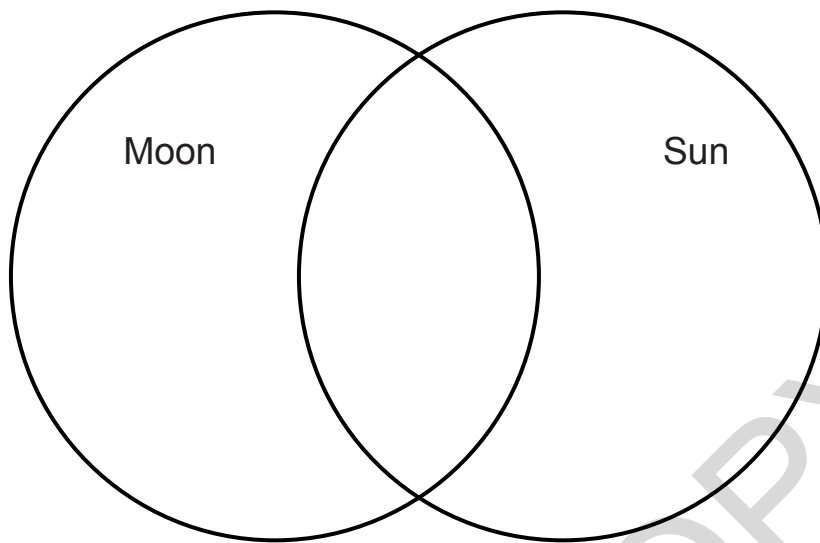


Try and Learn

Read the dialog. Compare and contrast the moon and the sun in terms of their appearance, temperature, and brightness.

Which Do You Like Better?

- Sun: My dear friend, Earth, do tell me soon; which do you like more — me or the Moon?
- Moon: Think well, dear Earth. I am cooler and prettier.
- Sun: But then, good friend, I'm bigger and brighter.
- Earth: Dear friends, it's hard for me to tell which I like more; let me think well.
- Sun: Well, pal, I give you heat and light.
- Moon: And I help make the dark nights bright.
- Sun: I make all plants and all trees grow.
- Moon: And I help make people's hearts glow.
- Earth: Dear Sun, you are indeed a helper, but I can't say I like you better. I like friend Moon, I like you, too. And I love her as much as I love you.



Do and Learn

Read the story. Compare and contrast Jose Rizal and Andres Bonifacio in terms of their activities when they were young.

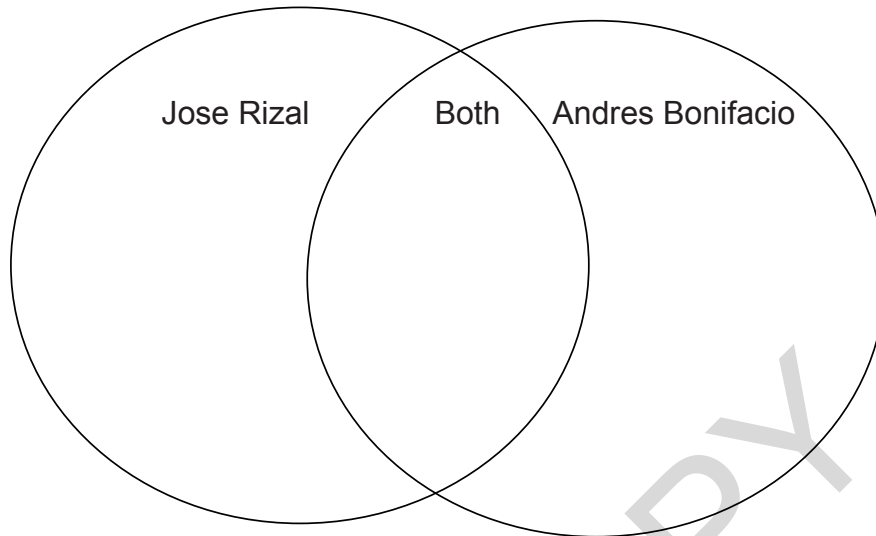
Philippine Heroes

During their time, Rizal and Bonifacio did good things for the Filipinos and for our country. They are heroes.

Our heroes were little children like you, once upon a time. When Andres was a little boy, his parents died so he took care of his younger brother and sisters.

Andres worked very hard to earn a living. He made paper fans and carved toys from wood. He sold them along the streets. He also ran errands for others.

As a little boy, Jose Rizal used his time wisely. He read a lot of books. He drew and painted pictures. He molded figures out of clay. He carved things from wood. He also wrote poems, stories, and playlets.



Learn Some More

Read the story. Compare and contrast the city and the barrio in terms of the following:

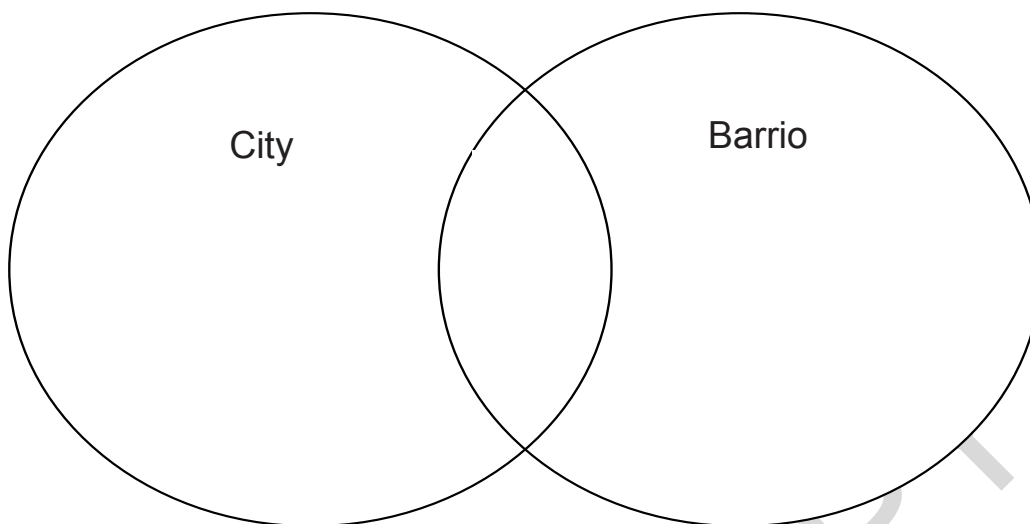
- a. means of transportation in going to school
- b. things seen around
- c. weather
- d. sounds heard

The City and the Barrio

Many children in the city go to school. They ride on buses or jeepneys. Some ride in cars or taxis.

Along the way the children see many people. They see many houses and tall buildings. They feel uncomfortable because the weather is warm. They hear the loud sounds of the vehicles around. Oh! How noisy it is in the big city!

In the barrio, many children walk to school. They often pass across ricefields and rivers. On the way, they see different trees and plants. They enjoy the fresh air. They love to listen to the sounds of the animals especially the chirping of the birds. Oh! How wonderful it is in the simple barrio!



Think and Tell

Let us study the sample index below.

INDEX

Acronyms, 286
Blended words, 240
Compound words, 6, 103, 277
Denotation, 137
Fantasy, 258
Glossary, 244
Parts of a book, 10
Prefixes, 230, 251
Synonyms, 18, 37

1. On which page can you find something on fantasy?
2. If you want to read about blended words, what pages will you read?
3. On which page can you find information about the parts of a book?

4. What is the first topic in the index?
5. How many pages cover the discussion on compound words?



Remember

The **index** is a list of topics in a book that are arranged alphabetically. It gives the pages where you can read about these topics.



Try and Learn

Exercise 1

Study the given index. Answer the questions on the next page.

INDEX

Adverbs, 166-171
Biography, 130
Context clues, 98, 158
Descriptive words, 130
Fact, 242
Following directions, 12, 18-19
Homonyms, 156-157
News stories, 45-46, 50
Speech, 47-49
Writing, 33, 68, 115-117

1. On which pages can you read about following directions?
A. 12, 18-19
B. 47- 49
C. 166-171
D. 130
2. On which pages can you read about context clues?
A. 115-117
B. 18- 19
C. 98, 158
D. 45- 46
3. How many pages cover the discussion on news stories?
A. 1
B. 2
C. 3
D. 4
4. On which pages can you read about adverbs?
A. 130
B. 50
C. 18-19
D. 166-171
5. What is the second topic in the index?
A. biography
B. speech
C. homonyms
D. adverbs
6. What is the topic on page 130?
A. descriptive words
B. fact
C. writing
D. speech
7. What is the last topic in the index?
A. writing
B. context clues
C. homonyms
D. adverbs
8. How many pages talk about speech?
A. 2
B. 3
C. 4
D. 5
9. On which page can you read about descriptive words?
A. 100
B. 110
C. 120
D. 130
10. What topic can you read on pages 156-157?
A. following directions
B. biography
C. homonyms
D. fact



Do and Learn

Study the sample index. Answer the questions that follow.

INDEX

Intonation

correct intonation, 130-131
falling, 3-5
rising, 3-5
shift, 3, 12, 70, 80

Nouns

count nouns, 47
mass nouns, 46-48
singular and plural, 40-44

Poems

The Boy Who Never Told a Lie, 123
What We Do, 66
December, 132-133
This Happy Day, 14-15

Sentences

commands, 83-84
declarative, 74-78
exclamatory, 85-88
interrogative, 79-82
requests, 89-90

Questions:

1. How many main topics are there?
2. Which main topic has the most number of subtopics?

3. Which main topic has the least number of subtopics?
4. If you want to read about interrogative sentences, to which pages of the book will you go?
5. Which pages tell us about singular and plural nouns?
6. What poem can you read on pages 132-133?
7. How many subtopics are there under intonation?
8. On which page can you read the poem “This Happy Day?”
9. What kind of sentences can you read on pages 85-88?
10. What is the last subtopic under nouns?

Week 7 - Holidays and Festivals



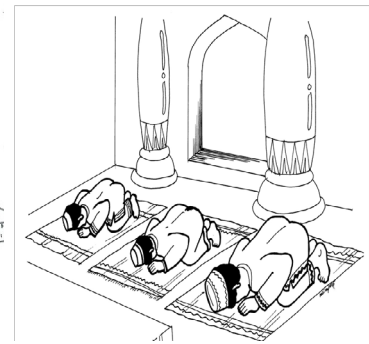

Think and Tell

What holidays do we celebrate in our country? What activities do you do on a holiday?



Find Out and Learn

Say something about each picture.



Read the sentences.

1. The Muslims are praying.
2. He is reading the Quran.
3. They go inside the mosque to pray.

Muslims are religious people.

This statement is a generalization. It is a general statement about the Muslims which one makes after observing them pray, read the Quran, and go to the mosque to pray.



Remember

What you read and what you already know help you make a general statement about a person, situation, or event. This is called a **generalization**.

In making generalizations, think about the similarities about the gathered information and observations.

Making generalizations is important because it helps you know how much you understand about what you read.



Try and Learn

Read the sentences. Underline the correct generalization.

1. The sky is getting dark. The temperature is dropping. Clouds are forming.
 - A. It is night time.
 - B. It is a cloudy day.
 - C. A storm is coming.
2. The doors and windows are closed. The house is dark. The plants have dried up and the gate is locked.
 - A. The family is asleep.
 - B. The family is on vacation.
 - C. The family is in the backyard.
3. All the school doors are locked. You cannot see teachers and pupils around.
 - A. There are no classes.
 - B. There is an activity in the district.
 - C. There is no electricity in the school.



Do and Learn

Write in your notebook the correct generalization in each situation.

1. Mario went to the hospital. He had with him a basket of fruits and some flowers.

- A. Mario visited a sick friend in the hospital.
- B. Mario is in the hospital because he is sick.
- C. Mario worked in a hospital.

2. There are balloons all around. Lots of food are on the table. Children come with gifts. After eating, they sang and played parlor games.

- A. The children are in a birthday party.
- B. The children are in the library.
- C. The children are in the church.


3. Rita studies her lessons everyday. She gets perfect scores in her test. She makes her assignments and submits her projects on time.

- A. Rita is a hardworking pupil.
- B. Rita is a lazy pupil.
- C. Rita is an obedient pupil.




Learn Some More


A. Read and draw each word in the box.



clam



closet



clothes




globe




blanket



flute



plane



gloves

B. Choose the correct word that will complete each sentence. Write your answers on your paper.

1. I will write the correct answer on the (blank, blanket, black)
2. The maps of the different countries are seen on a (glove, globe, glue).
3. The (club, clown, class) in the fair makes the children laugh.
4. I can name the (planes, plants, planets) in the solar system.
5. My camera has a (flag, flute, flash).
6. The dressmaker designs beautiful (closets, clothes, clowns).



Find Out and Learn

Read each sentence and take note of the underlined words.

1. Hari Raya Puasa was celebrated happily.
2. The people in the mosque pray silently.
3. The Grade 4 pupils walk quietly along the corridor.
4. They finished their work hurriedly.
5. Nilda cheerfully approached the principal.

Answer the following questions.

1. How was Hari Raya Puasa celebrated?
2. How do the people pray in the mosque?
3. How do the Grade 4 pupils walk along the corridor?
4. How did they finish their work?
5. How did Nilda approach the principal?

What do you call the underlined words?

What do they tell?

What question do they answer?



Remember

Adverbs of manner tell how things are done. They answer the question “how.” Most adverbs of manner are formed from adjectives.

Examples: happy-happily
slow- slowly

easy-easily
silent-silently



Do and Learn

A. Copy the sentences on your notebook. Box the adverb of manner in each sentence.

1. Mila joyously watched the firework.
2. Mother prepared the food well.
3. Our visitor speaks softly.
4. The children happily go from house to house.
5. The victorious performers marched triumphantly down the street.

B. Write a sentence using each of the following adverbs of manner.

1. honestly
2. beautifully
3. well
4. quickly
5. calmly



Learn Some More

Circle the letter of the correct adverb of manner. Write it on the blank to complete each sentence.

1. When the leader talks too _____, it's difficult to understand his cues.
A. slowly B. quick C. quickly
2. The singers _____ followed the directions of their conductor.
A. goodly B. easily C. well
3. The audience cheered _____.
A. loudly B. successfully C. gently
4. Children _____ joined the parlor games.
A. angrily B. sadly C. eagerly
5. Participants waited for their turn _____.
A. loudly B. patiently C. correctly



Find Out and Learn



A

Sam's chicken won First Place in the contest. It was the heaviest chicken in the Fair.

B

"What's the matter, are you chicken?" Sam's friends asked him when he didn't join the pole-climbing contest. They didn't know that he is afraid of heights.

1. Read the sentences in the two boxes. Pay attention to the meaning of the underlined word.
2. Was the underlined word used in the same way? Does it only have one meaning?
3. What is the meaning of chicken in Box A? in Box B?
4. Look at the two book covers. Which one is the denotative meaning of chicken? Which is the connotative meaning?





Remember

- ✓ **Denotation** – is the specific, exact and concrete meaning of a word. This is the meaning you will find in a dictionary.
- ✓ **Connotation** – is an idea or quality that a word makes you think about in addition to its meaning. It refers to the emotions associated with a word. Sometimes it has social cultural implications. It can be positive or negative.



Try and Learn

1. What is the connotative meaning associated with the following animals?

Connotative Meaning	
hen	
owl	
dove	
shark	
snake	

2. Can you think of other animals that have connotative meaning?
3. Write a pair of sentences that use the denotative and connotative meanings of the word.

Example:

Len screamed when she saw the large snake staring at her.

Len knew that a person who is a snake cannot be trusted.



Do and Learn

Choose the word that best fits the sentence.

- | | |
|------------------|--|
| home, house | 1. A _____ is where a family lives happily and harmoniously. |
| hungry, starving | 2. Rene spent the whole day playing basketball with his friends. When he arrived home he was _____ to death. |
| old, antique | 3. Her _____ collection of bottles must be worth a fortune. |
| small, minute | 4. It has been found out that particles that are so _____, we can't see by our bare eyes, can cause allergies. |
| thrifty, miser | 5. Rex spends wisely and saves his allowance. However, if there is someone in need, Rex helps that person. He is a _____ person. |



Read and Learn

Read the poem.

The Index and the Index

We have the index finger
To point at one thing or another;
To emphasize or warn us,
Needing no words to utter.

But to know a book better.
There's an index to remember;
Topics are alphabetically listed:
To help us locate information faster.

What useful pair of indexes,
These finger and book portion;
One to use for body language,
And the other for location.

- Spectacles by Melinda D.C. Jadrin, et.al.



Talk about It

1. What are the two kinds of indexes mentioned in the poem?
2. What is the index finger for?
3. What is the use of the index in a book?



Find Out and Learn

Where is the index found in a book?

What does the index contain?

How are the topics arranged?

Here is an example of an index.

INDEX

Adjectives, 149

 comparison, 155-164

 order of adjectives, 149-150

Following directions, 12; 18-19

Intonation:

 falling, 3

 rising, 2

Nouns

 count nouns, 47

 mass noun, 46-48

 singular and plural, 40-44

Sentences

 commands, 83-84

 declarative, 74-75, 78

 exclamatory, 85-88

 interrogative, 74-76, 79

 requests, 83-84

Verbs

 future, 140-145

 simple past, 130

 simple present, 120-126

1. How are the main topics arranged?
2. How are the subtopics arranged?
3. What is the first topic?
4. What is the last topic?

5. What do the numbers after the main topics and subtopics refer to?



Try and Learn

Study the following index and answer the questions that follow.

INDEX

Density

liquid, 12-13

regular solid, 10-11

Graphs, 24-25

bar, 27

line, 26

pictograph, 29-30

pie, 28

Lab Safety, 17-19

Metric System, 98-130

length, 100-102

mass and weight, 98-100

measurement, 103-105

metric conversion, 106-110

temperature, 115-119

volume, 112-115

Science

nature, 5

Scientific methods, 51

collecting data, 64-66

experiments, 60-63

hypothesis, 57-59

looking at data, 53-54

scientific inquiry, 66-70

variables, 55-56

- _____ 1. Where can we read about safety rules in the laboratory?
- _____ 2. On which pages is density discussed?
- _____ 3. What topic is discussed on page 28?
- _____ 4. What is the first subtopic about scientific methods?
- _____ 5. On which pages will you look for information about the metric system?

Week 8 - It's Christmas Time Again!



Think and Tell

What gifts did you receive last Christmas? Who gave you those gifts?



Read and Learn

Read the dialog in the box.

Christmas Vacation

Ma. Rita Teresa V. Riñoza

James and Pacoy came home from their dance practice. Mother is cooking dinner.

James: Mother, may we talk to you?

Mother: Sure, what is it?

Pacoy: Our cousin, Kuya Linus, called just a while ago. He is inviting us.

James: Would you mind if we spend Christmas in their home?

Mother: It's okay. But we have to attend the Christmas party with our neighbors on December 27.

Pacoy: Can we leave after the Christmas party? We would like to watch the street dancing.

Mother: Okay. You can take your vacation for three days at Kuya Linus'. Be sure to be here before New Year's Eve.

Pacoy: Will you help us tell Father about it?

Mother: Yes, I will tell your Father.

James and Pacoy: Thank you, Mother. We love you!

Mother: I love you, too!

Answer the following questions:

1. When did the story happen?
2. Why did James want to talk to his mother?
3. Who is inviting James and Pacoy to take a vacation?
4. Why did James want to take a vacation at their cousin's place?
5. What did Mother ask James and Pacoy regarding their vacation?



Find Out and Learn

Read the sentences.

- 1) Would you mind if we take a vacation in their place?
- 2) Will you help us tell Father?
- 3) Can you give me a hug?

What do you notice about the sentences?

Does the first sentence state a purpose? What is it?

How about the second sentence? What do you think is its purpose?

Look at the third sentence. What is the purpose of the third sentence?



Remember

There are kinds of sentences that have specific purposes such as making requests. They politely tell us to do something.

You may use **can**, **could**, **will**, **would**, or **would you mind** + **-ing** form of verb to make polite requests.



Try and Learn

Exercise 1

Underline the words that show a polite request.

1. Would you please join the Christmas party?
2. There is a good theater show at the plaza. Do you mind watching it?
3. Could you call some friends to give support to the Christmas Fund Raising?
4. Jane, can we ride in your car to the market to buy some presents?
5. May we join the Reader's Theater for the Christmas Show?

Exercise 2

Get a partner. Have a short dialog on how to conduct the school Christmas program. Use polite request.



Do and Learn

Read the telephone conversation. Circle the words that shows making requests.

Vic:	Good morning, can I speak to Miss Lopez, please?
Ramon:	May I know who is calling, please?
Vic:	This is Vic Carpio, a pupil of Salapingao Elementary School.
Ramon:	Please hold on. I'll see if Miss Lopez is not busy... Please speak on. Miss Lopez is on the line.
Vic:	Hello, Miss Lopez. Good morning.

Miss Lopez: Hi, Vic. What can I do for you?
 Vic: Ma'am, I would like to make a request. The Pupil Government Officers in our school are planning to conduct a Children's Program on December 18.
 Miss Lopez: How may I help you?
 Vic: Do you think you could lend us an LCD projector?
 Miss Lopez: Oh, certainly. Let me know when you are going to use it.
 Vic: Could we go to your office tomorrow after our class? We are going to give our request letter.
 Miss Lopez: I'll be waiting for you in my office.
 Vic: Thank you, Miss Lopez.
 Miss Lopez: You're welcome. Bye



Find Out and Learn

The following words are associated with Christmas, New Year, or Valentine's Day. Write the words under the proper holiday.

trumpet	heart	sleigh
cupid	reindeer	hat
poinsettia	fireworks	Christmas tree
clothes with polka dots	red rose	bow and arrow

Christmas Day	New Year's Day	Valentine's Day

Look at the words at the chart. How do they relate to each other?

Here are more examples:

Gift is to Christmas Day as red rose is to Valentine's Day.
Trumpet is to New Year's Day as carol is to Christmas.



Remember

An **analogy** is a comparison of two things that may have similar or opposite characteristics or features.



Try and Learn

Exercise 1

Choose from the box. Write the word that completes each sentence.

church	New Year	heart
Santa Claus	Christmas	

1. A lantern is to Christmas as fireworks is to _____.
2. A carabao is to a farmer as a reindeer is to _____.
3. Christmas is to Santa Claus as Valentine's Day is to a _____.
4. Repentance is to Lenten Season as merry making is to _____.
5. Muslims is to mosque as Christians is to _____.

Exercise 2

Interview your seatmate using the following questions.

1. What celebrations do you observe in your school?
2. What activities do you do during such celebrations?



Do and Learn

Choose the word that completes each sentence.

1. A lion is to animal as rose is to _____.
A. plant B. grass C. roots D. flower
2. Grass is to soil as seaweed is to _____.
A. water B. garden C. air D. pot
3. Elbow is to arm as knee is to _____.
A. walking B. finger C. leg D. nose
4. Heel is to foot as palm is to _____.
A. head B. hand C. leg D. stomach
5. Feet is to walk as hands is to _____.
A. see B. smell C. hear D. touch
6. A banana is to yellow as a grapes is to _____.
A. red B. orange C. brown D. violet
7. Fire is to hot as ice is to _____.
A. cold B. dry C. warm D. lukewarm
8. A mango is to fruit as a squash is to _____.
A. toy B. vegetable C. tree D. animal
9. Ring is to finger as shoes is to _____.
A. animal B. feet C. hair D. hands
10. A kitten is to cat as kid is to _____.
A. pig B. dog C. cow D. goat



Find Out and Learn

Below is an example of a chart.

When do we use a chart? What does it contain?

Interpret it by answering the questions that follow.

Some Festivals in Pangasinan

Festival	Place	Month of Celebration
Bangus Festival	Dagupan City	April
Mangunguna Festival	Bolinao, Pangasinan	April
Pista'y Dayat Festival	Lingayen	April
Ansakket Festival	Aguilar, Pangasinan	July
Galicayo Festival	Manaoag	December
Mango-Bamboo Festival	San Carlos City, Pangasinan	April

1. When do we celebrate the *Ansakket* Festival?
2. What festivals are celebrated in the month of April?
3. Where do we celebrate the *Galicayo* Festival?



Remember

A **chart** gives information in the form of a table, graph, or diagram. It is a tool used to make information easy to understand.



Try and Learn

Study the chart carefully and answer the questions that follow.

Country	Capital	Continent
Philippines	Manila	Asia
Saudi Arabia	Riyadh	Asia
Sudan	Khartoum	Africa
Sweden	Stockholm	Europe
United States of America	Washington D.C.	North America

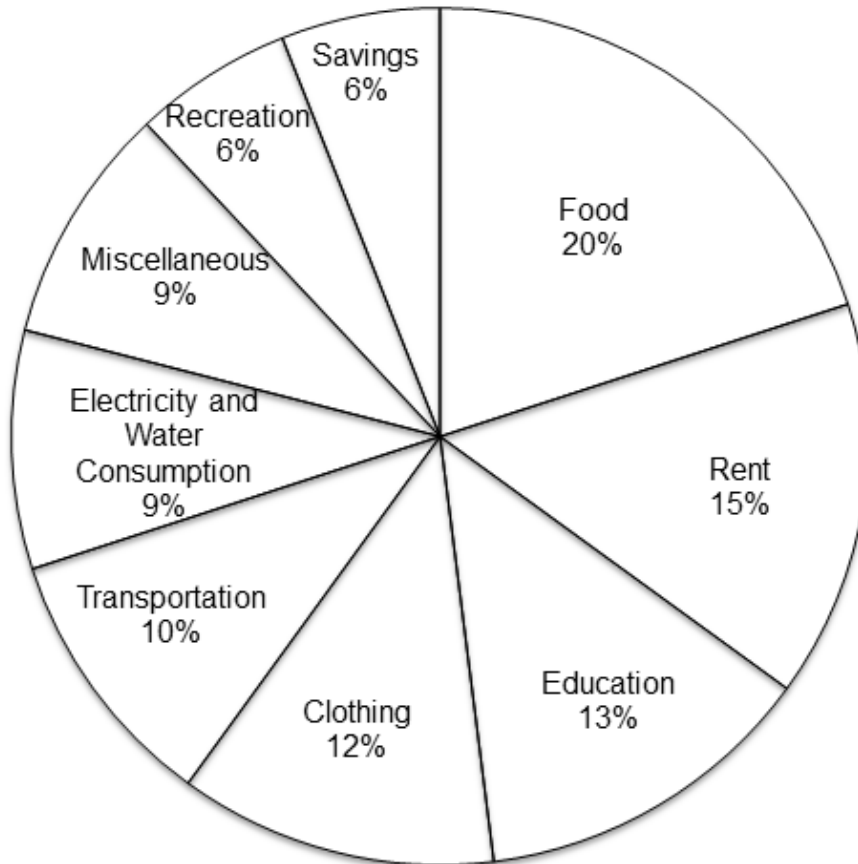
1. What is the capital of United States of America?
2. Where is the Philippines located?
3. Which countries on the chart are located in Asia?
4. What country is located in Europe?
5. What is the capital of Sudan?



Do and Learn

Study the graph.

Expenditures of the Herrero Family



Choose the correct answer.

1. On which item does the Herrero family spend the most?
A. rent
B. food
C. education
D. clothing

2. On which two items does the family spend the least?
 - A. savings and miscellaneous
 - B. recreation and water and electricity consumption
 - C. miscellaneous and water and electricity consumption
 - D. recreation and savings
3. What percentage is spent for education?
 - A. 9%
 - B. 13%
 - C. 15%
 - D. 20%
4. What does the graph show?
 - A. the debts of the Herrero family
 - B. the expenses of the Herrero family
 - C. the savings of the Herrero family
 - D. the expenses of Mr. Herrero
5. Which item has 9% expenditure?
 - A. education
 - B. transportation
 - C. clothing
 - D. water and electricity consumption

Week 9 - A Special Day



Think and Tell

What festivals have you attended? What did you see during each festival?



Read and Learn

Read the story.

Mangunguna Festival

Ma. Rita Teresa V. Riñoza

It was summer vacation when Luke and Mandy went to their grandparents' place. They will attend the Mangunguna Festival in Bolinao, Pangasinan.

Luke: Lolo, why is your festival called Mangunguna Festival?

Lolo Mar: Luke, Mangunguna Festival is a celebration of aquaculture bounty, the fishermen's vigor, and the rest of the town's unity.

Mandy: Lola, what are the events of the festival?

Lola Zita: Mandy, there are water sport events such as the carabao-swimming race and the canoe race along the Balingasay River and Caquiputan Channel.

Luke: May I join Kuya Karlos in the carabao-swimming race?

Lolo Mar: You can go with your Kuya Karlos but you cannot join the race.

Mandy: Can you please tell us something about the race, Lolo?

Lolo Mar: Six fishermen will ride in a canoe made from used aluminum parts of World War II planes.

Lola Zita: These canoes are said to be lighter and faster than those traditionally made from wood.

Luke: Can Mandy and I ride in the canoe?

Lolo Mar: Yes, you can ride in the canoe tomorrow after the race.

Mandy: Please allow us to go and watch these different events.

Lola Zita: Children, you may go with your Lolo Mar and watch the different races.

Luke and Mandy: Thank you, Lolo and Lola.

Luke and Mandy ate their breakfast, and went with Lolo Mar. They were so excited and happy.



Talk about It

Answer the following questions:

1. Where did the story happen?
2. Why is the festival called Mangunguna Festival?
3. What did Mandy ask Lola?
4. What are the events in the festival?
5. What did Luke ask Lolo Mar when he wanted to join the carabao-swimming race?
6. Why do you think Lolo Mar didn't allow Luke to join the race?
7. When can Luke and Mandy ride in the canoe?
8. If you were Luke and Mandy, would you also want to ride in a canoe? Why?



Find Out and Learn

Read the sentences.

- 1) May I join Kuya Karlos in the carabao-swimming race?
- 2) Can Mandy and I ride in the canoe?
- 3) Please allow us to go and watch the different contests.



Remember

- ✓ There are sentences that have specific purposes such as asking permission.
- ✓ We usually use the word please in these sentences to show politeness.
- ✓ “Please” may be found in different parts of the sentence—at the start, end, or before the verb.
- ✓ We can also use can, could, will, and would with the word please as well as would you mind + v-ing to make polite requests.

Exercise 1

Circle the words that show asking permission.

1. Mrs. Santos, can I ask a question?
2. Can you play with us in the playground?
3. Can I borrow this book tonight, please?
4. May we go out after our seatwork is done?
5. Mr. Torres, may we stay in the school campus until 5 o’ clock this afternoon for our dance practice?

Exercise 2

Read the situation in the box.

The Grade 4 class will participate in the street dancing for the town fiesta. Costumes are not provided. Practice will be done on Saturdays and Sundays.

How will you ask permission from your parents for this event?
On your paper, write two sentences about it.



Do and Learn

Put a check (✓) if the sentence asks permission and (x) if it does not.

- _____ 1. Aunt Mila, can I go with my friends to the plaza to watch the show fiesta?
- _____ 2. I will join the street dancing.
- _____ 3. Luke, can I join your group presentation on 100 Ways to Cook Bangus?
- _____ 4. I am invited to sing in the opening program. May I come home at 9 o'clock in the evening?
- _____ 5. My classmates will rent costumes for their play.
- _____ 6. Can we join in the street dancing?
- _____ 7. Jane, can you go with us to the plaza?
- _____ 8. Can you buy our tickets for the ferris wheel ride?
- _____ 9. We can ride on the train.
- _____ 10. Will you carry my bag, please?



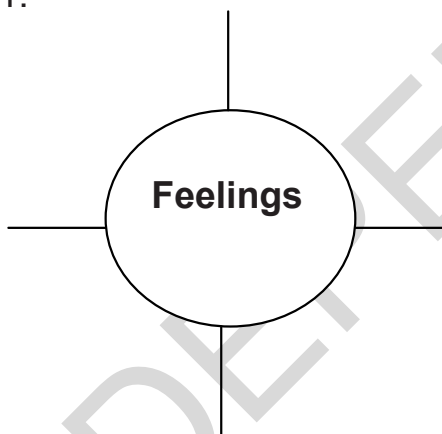
Find Out and Learn

Study the web below.

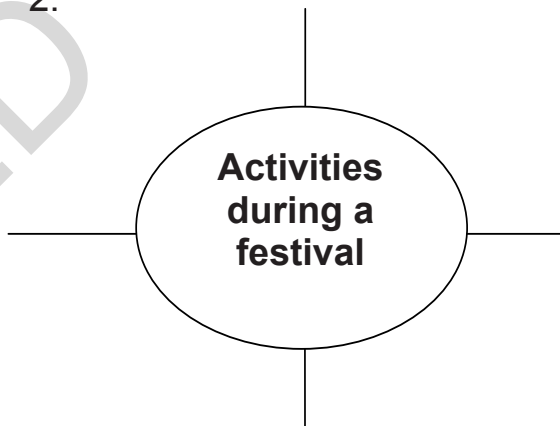


Give words that you associate with the given words.

1.



2.



Remember

Word classification – a skill of grouping related words together. Words can be classified or grouped together, according to ways in which they are similar.



Try and Learn

Exercise 1

Read the words in each box. Write the classification of the words in each set.

1. engineer doctor lawyer	2. Jose Rizal Andres Bonifacio Apolinario Mabini	3. Ferdinand Marcos Corazon Aquino Ramon Magsaysay
4. pupil teacher principal	5. Manny Pacquiao Efren Bata Jr. Paeng Nepomuceno	

Exercise 2

Underline the word or group of words that best describes the words in the box.



nephew	baby	teacher
--------	------	---------

A. children B. people C. relatives



magazine	newspaper	book
----------	-----------	------

A. things to wear
B. things to clean
C. things to read



April	December	September
-------	----------	-----------

A. holidays B. days C. months



drum	guitar	piano
------	--------	-------

A. noise B. instruments C. music



rainy	sunny	cloudy
-------	-------	--------

A. climate B. weather C. typhoon



Do and Learn

Find the best way to classify the words in each box. Circle the letter of the correct answer.



cupcakes	brownies	cookies
----------	----------	---------

- A. They are made with meat.
- B. They are made with vegetables.
- C. They are made with sugar, flour, and milk.



milk	juice	tea
------	-------	-----

- A. You can eat them.
- B. You can cook them.
- C. You can drink them.



dentist	teacher	scientist
---------	---------	-----------

- A. They are mostly men.
- B. They are mostly women.
- C. They are all professionals.



banana	santol	orange
--------	--------	--------

- A. They are all fruits.
- B. They are all sweet.
- C. They are all vegetables.



cream

butter

cheese

- A. They are all sour.
- B. They are all dairy.
- C. They are all sweet.



hammer

saw

screwdriver

- A. They are all tools.
- B. They are all utensils.
- C. They are all instruments.



shark

dolphin

whale

- A. They are all fish.
- B. They are all birds.
- C. They are all farm animals.



skirt

pants

shirt

- A. They are all body coverings.
- B. They are all rainy day clothes.
- C. They are all pieces of clothing.



Independence Day

Ramadan

Labor Day

- A. They are all months.
- B. They are all reunions.
- C. They are all holidays.



shepherd

farmer

veterinarian

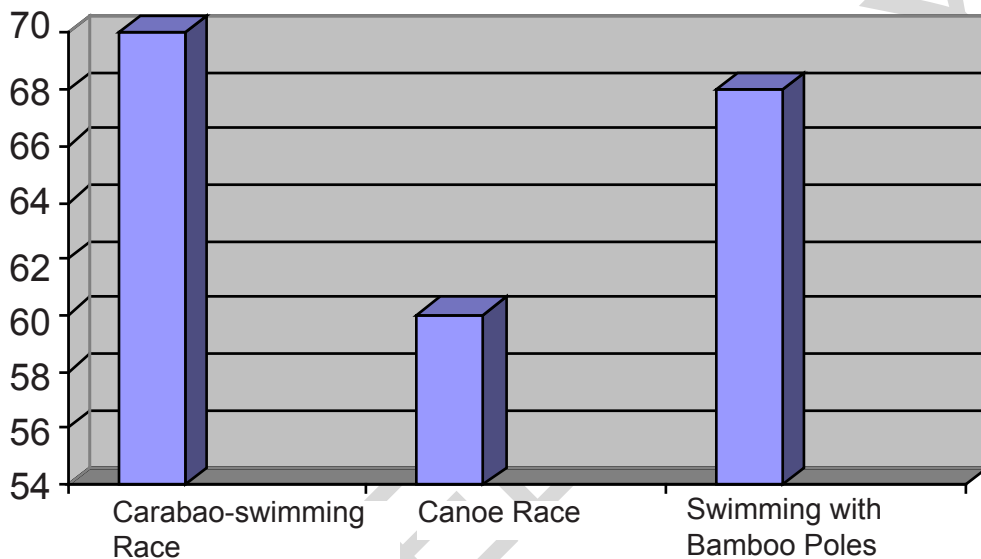
- A. They all sail in the ocean.
- B. They all live in the desert.
- C. They all work with animals.



Find Out and Learn

Look at the graph. Interpret the graph by answering the questions that follow.

Number of Participants in the Mangunguna Festival



- _____ 1. Which race has the least number of participants?
- _____ 2. How many participated in the carabao-swimming race?
- _____ 3. What is the difference in the number of participants between swimming with bamboo poles and the canoe race?
- _____ 4. How many participated in all?
- _____ 5. Which race ranks second?



Remember

A **graph** provides a visual representation of numerical data. A line graph, bar graph, or other types of graphs represent information in different ways. It is important to look at the lines, curves, numbers, figures, labels, and other marks or legends in a graph to accurately interpret it.

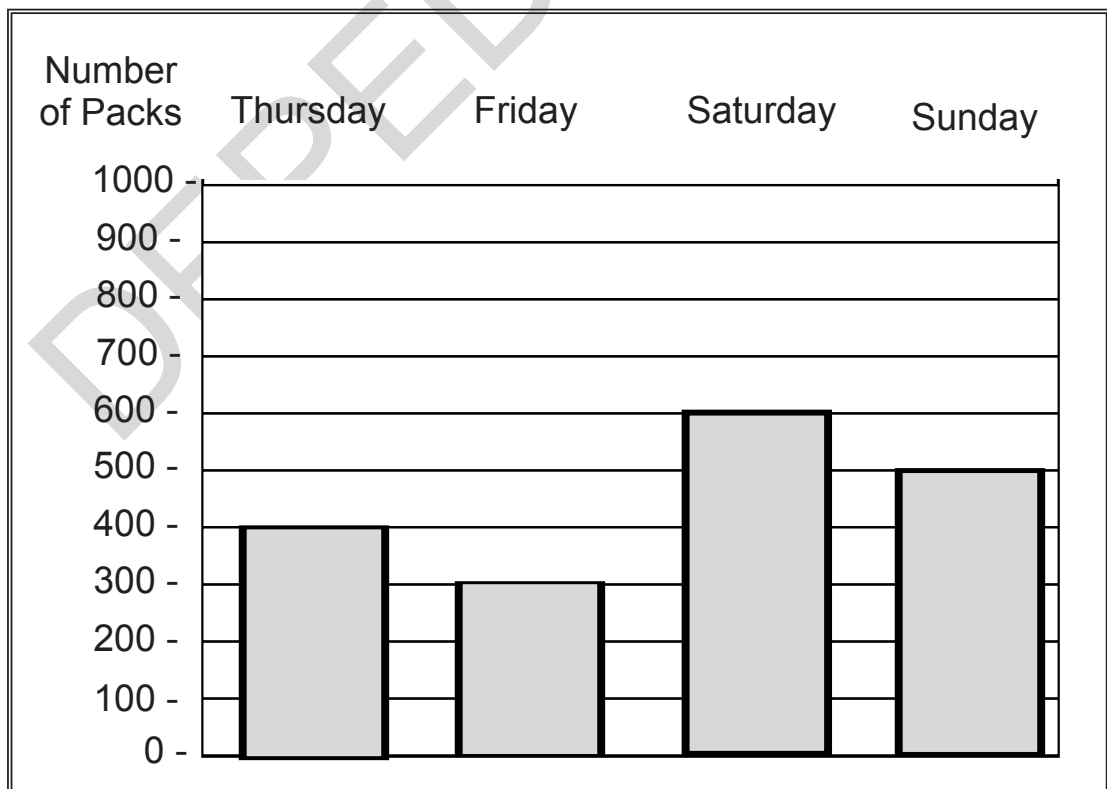


Try and Learn

Exercise 1

Study the graph carefully and answer the questions that follow.

Banana Chips Sold by Aling Nenita During Their Town Fiesta

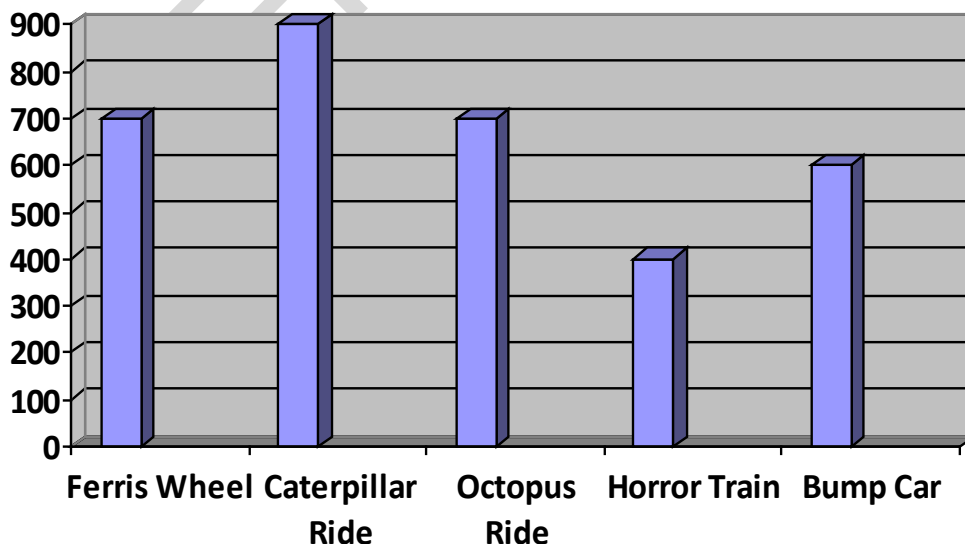


- Which day has the most sales?
A. Thursday C. Friday
B. Saturday D. Sunday
- How many packs of banana chips were sold last Friday?
A. 900 C. 700
B. 300 D. 500
- How many packs of banana chips were sold last Thursday and Sunday?
A. 1300 C. 900
B. 1600 D. 1800
- When did Aling Nenita sell 6 00 packs of banana chips?
A. Sunday C. Friday
B. Saturday D. Thursday
- About how many more packs were sold last Saturday than Thursday?
A. 100 C. 300
B. 200 D. 400

Exercise 2

Study the graph below. Write the correct answers to the questions that follow.

Carnival Rides



1. Which ride was least liked by the pupils?
2. Did most of the pupils ride the horror train?
3. How many pupils took the caterpillar ride?
4. Which rides were enjoyed by the same number of pupils?
5. How many pupils rode the bump car?



Do and Learn

Group Work

Study the graph below. Write the to answer in the each blank.

Number of Players during the Division Athletic Meet

Swimming	X	X	X	X			
Basketball	X	X	X	X	X	X	
Volleyball	X	X	X	X	X	X	
Track and Field	X	X	X	X	X	X	X
Badminton	X	X	X				

Legend: X = 20 players

1. Number of badminton players _____
2. Sports that has the same number of players _____
3. Sports that have the least number of players _____
4. Number of swimmers _____
5. Difference in number of players between Track and Field and Badminton _____